

SP16




WALL ELECTRIC FIRE

SP16



SP16

Features

-  Unique Optiflame effect
-  2kW heat output
-  Thermostat
-  Variable flame brightness
-  Downlight
-  LED lighting
-  Remote control
-  Pulsating Log effect fuel bed
-  Flame effect only


SP16



Remote Control



Flame Effect



SP16



W 1200mm



D 182mm

H 525mm

Dimensions & Weight

Height (mm)	Width (mm)	Depth (mm)	Weight (kg)
525	1200	182	34.9kg

Product Features

Product Category	Electric Fires
Product Type	Wall
Brand	Dimplex
Model/Range Name	SP16
Flame Effect	Optiflame
Model Reference	SP16E
Material Code	X-061270
Barcode	5011139061270
Commodity Code	8516299100
Country of Origin	PRC
Approvals	UKCA
Guarantee Period	1 year

Product Features

Heat Output	2kW
Heat Settings	2 - 1kW / 2kW
Variable Thermostat	Y
Fan Heat / Radiant Heat	Yes / No
Location of Controls	Base of fire
On/Off Switch	Y
Remote Control	Y
Batteries Included	1 x CR2032
Optiflame Effect	Y
Flame Type	Optiflame
Flame Effect Only	Y
Fuel Bed Supplied	Logs effect

Product Features

Lot 20 Compliant	Y
Freestanding	N
Wall Mountable	Y
Built in	Chassis can be inset into wall
View of fire	1 sided
Lamp Type	LED
Colour Settings	N
Kettle (IEC) Lead	N
Safety Cut Out	Y
Power Cord Length	1.8m
Core Materials	Metal / Plastic / Glass
Finish / Colour	Black chassis/Dark grey metal frame